

SILTSHIELD

Ratchet Rivet Fasteners

Installing Ratchet Rivets:

Practical experience in the field has shown us that use of a straight blade screw driver can expedite the action of installing the ratchet rivets.

The installation procedure involves piercing the SILTSHIELD surface with the screwdriver. (Figure E)

While the screwdriver still remains projecting through the SILTSHIELD material, slip the driver blade into the space between the two prongs of one of our plastic ratchet rivets. (Figure F)

Next, carefully retrieve the screwdriver back through the pierced hole insuring that the rivet remains in place. (Figure G)

While holding the projecting rivet in place, disengage the screwdriver and mate a second rivet to the original rivet still in the SILTSHIELD stock and press them together until the two are fully locked together. (Figure H)

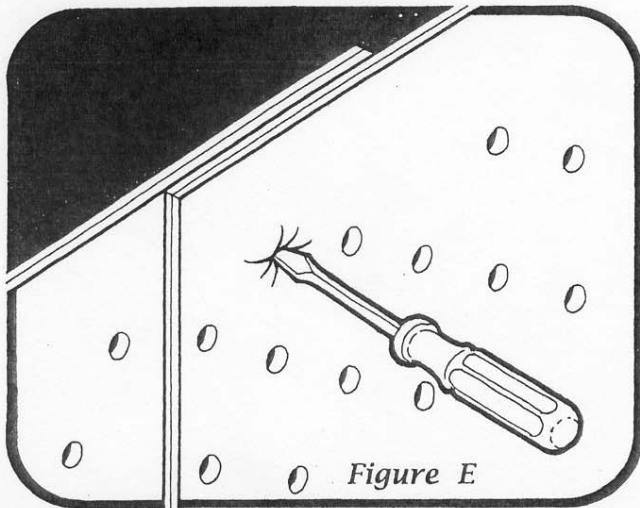


Figure E

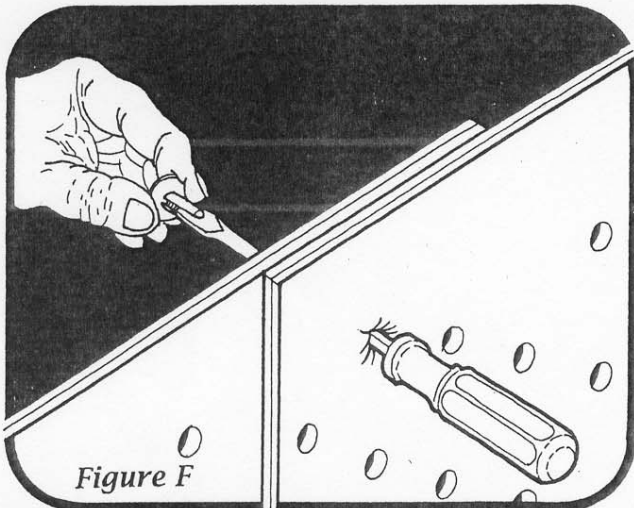


Figure F

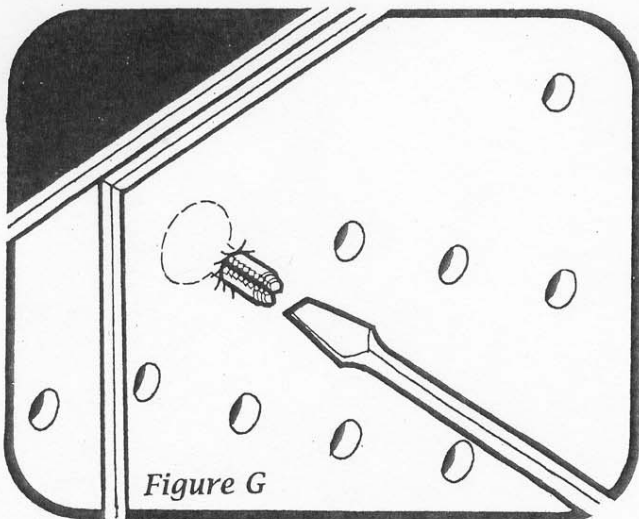


Figure G

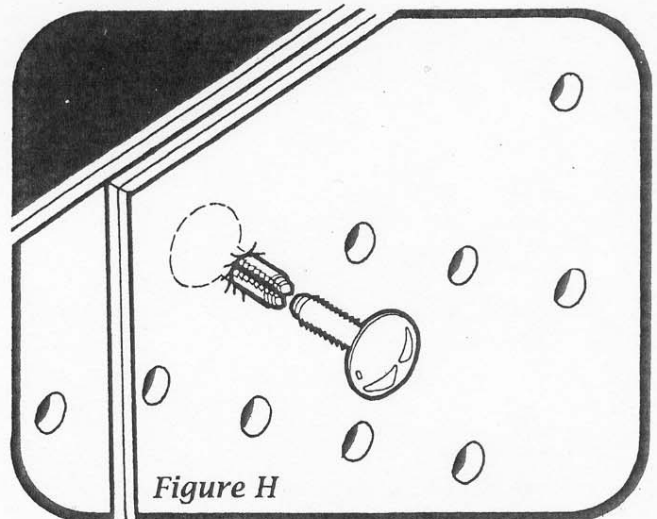


Figure H

